

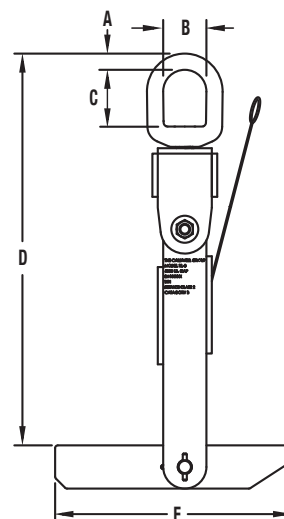
Special Applications

Model RL – Reel Lifter



PRODUCT FEATURES:

- Rugged construction to lift and upend reels.
- Bearing included for easy rotation to unroll cable.
- One crane attachment point for both lifting and upending.
- Optional oblong can be added for large crane hooks.
- Special long arm option to lift and upend from outer flange.
- Bottom arm counterweighted for easy insertion in reel.
- Pull lanyard for pivoting bottom arm to lift.



SPECIFICATIONS


Model Number	Rated Capacity Tons	Dimensions (in.)									
		Arbor Hole		Min. Drum ID	Max. Flange Thickness	A	B	C	D	E	Weight lbs.
		Min.	Max.								
RL-25	1/4	1.25	2	5.5	2	0.5	1.5	1.92	12.5	5	5
RL-1.5	1 1/2	2	4	10	3	0.5	1.5	1.92	14.44	8.5	8
RL-3	3	3	5	13	4	0.75	2	2.63	17.38	11	17
RL-5.5	5 1/2	4	6	16	5	1	2.5	3.5	22.19	14	25

Long Arm Option:

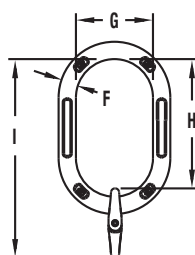
To prevent reel separation during lifting.*

Oblong Option:

To accommodate larger lifting hooks.



*Customer must provide outside width of reel.



Model Number	Dimensions (in.)			
	F	G	H	I
RL-25	0.5	2.8	4.75	6.9
RL-1.5	0.5	2.8	4.75	6.9
RL-3	0.75	3.2	5.25	8.7
RL-5.5	1	4.3	7	11


Applications



Inserting In Reel



Upending Reel



Lifting Reel