

60
years
1954-2014


Caldwell

INNOVATION

Dura-Lite™ Composite Lifting & Spreader Beams

Patent Pending

NEW



FREE!

**Shipping
Available**
(details inside)

- Significantly lighter than steel
- Designed for over 2 million lifts
- Standard sizes from 500 to 6000 lbs
- Material is non-conductive and corrosion resistant
- Rugged
- Proof Tested
- Custom Sizes

Caldwell quality. Guaranteed.

caldwellinc.com



Ultra-Strong and Lightweight

Model 419 Lifting Beam

Provided as shown with lifting ring and load hooks.

Durable composite materials are bonded together to form ultra-strong lifters. These lightweight products are engineered to withstand the demands of rugged environments while being easy to handle and transport! Our patent pending Dura-Lite™ beams comply with current **ASME B30.20, BTH-1, Design Category B, Service Class 4** and are proof tested with a certificate issued.



Patent Pending

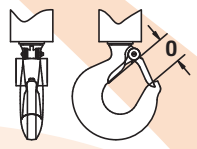
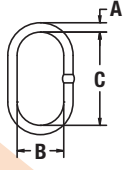
Capacity in Tons	Model Number	Spread (in.)	HR	Beam Only Weight	Weight With Hardware	Bail Dimension			Hook O
						A	B	C	
1/4	419-1/4-2	24	13.5	6	8	0.38	1.50	2.00	0.89
	419-1/4-3	36	13.5	8	10				
	419-1/4-4	48	13.5	10	12				
	419-1/4-6	72	16.5	23	25				
	419-1/4-8	96	16.5	29	31				
	419-1/4-10	120	18.5	48	50				
	419-1/4-12	144	16.5	62	65				
1/2	419-1/2-2	24	13.9	6	9	0.38	1.50	1.94	0.89
	419-1/2-3	36	13.9	8	10				
	419-1/2-4	48	14.9	11	14				
	419-1/2-6	72	16.9	24	27				
	419-1/2-8	96	18.9	41	44				
	419-1/2-10	120	18.9	76	79				
1	419-1-2	24	19.6	9	14	0.63	2.80	4.50	0.89
	419-1-3	36	19.6	11	16				
	419-1-4	48	21.6	19	24				
	419-1-6	72	23.6	33	38				
	419-1-8	96	23.6	50	55				
2	419-2-2	24	21.9	15	23	0.63	2.80	4.31	0.91
	419-2-3	36	21.9	23	32				
	419-2-4	48	25.9	46	55				
	419-2-6	72	25.9	59	68				
3	419-3-2	24	24.9	20	31	0.63	2.80	4.31	1.00
	419-3-3	36	24.9	23	34				
	419-3-4	48	26.7	46	57				

Caldwell quality. Guaranteed.

DURA-LITE™

Model 430 Spreader Beam

Provided as shown with polyester top rigging and load hooks.



Capacity in Tons	Model Number	Spread (in.)	HR	Beam Only Weight	Weight With Hardware	Bail Dimension			Hook O
						A	B	C	
1/4	430-1/4-2	24	23.9	5	8	0.63	2.8	5	0.89
	430-1/4-3	36	29.9	7	10				
	430-1/4-4	48	35.9	9	12				
	430-1/4-6	72	47.9	13	17				
	430-1/4-8	96	59.9	17	21				
	430-1/4-10	120	71.9	21	25				
	430-1/4-12	144	85.4	41	46				
	430-1/4-14	168	98.4	64	68				
	430-1/4-16	192	110.4	72	77				
	430-1/4-18	216	122.4	82	87				
430-1/4-20	240	134.4	131	136					
1/2	430-1/2-2	24	23.9	5	9	0.63	2.8	5	0.89
	430-1/2-3	36	30	7	11				
	430-1/2-4	48	36	9	13				
	430-1/2-6	72	48	14	18				
	430-1/2-8	96	61.5	29	33				
	430-1/2-10	120	74.5	46	51				
	430-1/2-12	144	86.5	56	61				
	430-1/2-14	168	98.5	93	98				
430-1/2-16	192	110.5	107	112					
1	430-1-2	24	23.9	6	12	0.63	2.8	5	0.89
	430-1-3	36	30.8	9	15				
	430-1-4	48	36.8	11	18				
	430-1-6	72	50.3	25	31				
	430-1-8	96	63.3	44	51				
	430-1-10	120	75.3	76	83				
2	430-2-2	24	26.2	11	22	0.63	2.8	5	0.91
	430-2-3	36	32.2	13	24				
	430-2-4	48	39.7	21	32				
	430-2-6	72	52.7	34	46				
	430-2-8	96	64.7	63	75				
3	430-3-2	24	27	11	24	0.63	2.8	5	1
	430-3-3	36	33	13	26				
	430-3-4	48	41.4	25	39				
	430-3-6	72	53.4	49	64				

*Free Shipping Available: Standard Ground Shipping is included in all orders for beams up to 96" spread at no extra cost when the destination is within the continental U.S. only. Other methods, lengths, and destinations will incur additional charges. Contact Caldwell for complete details.



Caldwell Innovation



Barrier Grab




Rig-Release®



Bail Style Triangle Beam



Shackle Style Triangle Beam



Beam End Fittings and Pipe Coupler System



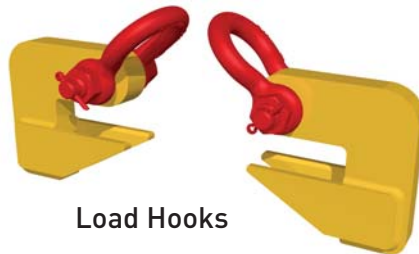
Beam Web Clamp




Reel Lifter



Lifter LockOut™



Load Hooks



C-Hook Pipe Lifter



Adjustable Lifting Grab

Corporate Office:
5025 26th Avenue
Rockford, IL 61109

800.628.4263
815.229.5667
815.229.5686 fax

Manufacturing Plant:
4080 Logistics Parkway
Rockford, IL 61109

The Caldwell Group, Inc.
Quality. Guaranteed.