

60  
years  
1954-2014

**Caldwell**


INNOVATION

# Dura-Lite™ Composite Lifting & Spreader Beams

Patent Pending

**NEW**

**FREE!**  
**Shipping  
Available**  
(details inside)



**Lifting Beam**



**Spreader Beam**

Durable composite materials are bonded together to form ultra-strong lifters. These lightweight products are engineered to withstand the demands of rugged environments while being easy to handle and transport! Our patent pending Dura-Lite™ beams comply with current ASME B30.20, BTH-1, Design Category B, Service Class 4 and are proof tested with a certificate issued.

Caldwell quality. Guaranteed.

[caldwellinc.com](http://caldwellinc.com)



# New Composite Lifting Solutions!

## Model 420 Lifting Beam

Provided as shown with lifting ring and load hooks.

### Dura-Lite™ Product Features:

- Lightweight
- Non-Conductive
- Corrosion Resistant
- Complies with ASME B30.20, Design category B, service class 4.
- Proof tested with certificate issued.
- Free Shipping (see page 3)\*



### Available Now!

Capacity in Tons	Model Number	Spread (in.)	HR	Beam Only Weight	Weight With Hardware	Bail Dimension			Hook O
						A	B	C	
1	420-1-2	24	19.6	8.5	13.6	0.63	2.80	4.50	0.89
	420-1-3	36	19.6	10.7	16				
	420-1-4	48	21.6	18.5	23.8				
	420-1-6	72	23.6	49.1	54.4				

### Additional Sizes Available 2nd Half 2015

Capacity in Tons	Model Number	Spread (in.)	HR	Beam Only Weight	Weight With Hardware	Bail Dimension			Hook O
						A	B	C	
1/4	420-.25-2	24	13.5	4.9	7	0.38	1.50	2.00	0.89
	420-.25-3	36	13.5	6.9	8.9				
	420-.25-4	48	13.5	8.9	10.9				
	420-.25-6	72	14.5	14.1	16.1				
	420-.25-8	96	14.5	18.8	20.8				
	420-.25-10	120	14.5	23.5	25.6				
	420-.25-12	144	16.5	41.5	43.5				
	420-.25-14	168	18.5	94.6	96.7				
	420-.25-16	192	18.5	107.3	109.3				
	420-.25-18	216	18.5	120	122.1				
420-.25-20	240	18.5	132.7	134.7					
1/2	420-.5-2	24	13.9	5.5	7.3	0.38	1.50	1.94	0.89
	420-.5-3	36	13.9	7.5	9.3				
	420-.5-4	48	14.9	10.8	12.5				
	420-.5-6	72	14.9	14.9	16.7				
	420-.5-8	96	18.9	56.6	58.4				
	420-.5-10	120	18.9	69.3	71.1				
2	420-2-2	24	21.9	14.1	23	0.63	2.80	4.31	0.91
	420-2-3	36	21.9	16.2	25.1				
	420-2-4	48	25.9	41.4	50.2				
3	420-3-2	24	24.9	19.4	30.2	0.63	2.80	4.31	1.00
	420-3-3	36	26.9	33.2	44				

Caldwell quality. Guaranteed.



LIFTING SOLUTIONS

# Model 430 Spreader Beam

Provided as shown with polyester top rigging and load hooks.



Patent Pending

Available Now!

Capacity in Tons	Model Number	Spread (in.)	HR	Beam Only Weight	Weight With Hardware	Bail Dimension			Hook O
						A	B	C	
1/4	430-.25-2	24	23.9	4.1	7.6	0.63	2.8	5	0.89
	430-.25-3	36	29.9	6.1	9.6				
	430-.25-4	48	35.9	8.3	11.9				
	430-.25-6	72	47.9	12.5	16.3				
	430-.25-8	96	59.9	16.5	20.4				
	430-.25-10	120	71.9	20.6	24.7				
	430-.25-12	144	85.4	41.3	45.5				
	430-.25-14	168	98.4	62.8	67.2				
	430-.25-16	192	110.4	71.6	76.1				
	430-.25-18	216	122.4	81.3	86.1				
1	430-1-2	24	23.9	5.8	12.6	0.63	2.8	5	0.89
	430-1-3	36	30.8	8.3	15.1				
	430-1-4	48	36.8	10.9	17.9				
	430-1-6	72	50.3	24.4	31.4				
	430-1-8	96	63.3	43.8	51.1				
	430-1-10	120	75.3	75.2	82.6				

## Additional Sizes Available 2nd Half 2015

Capacity in Tons	Model Number	Spread (in.)	HR	Beam Only Weight	Weight With Hardware	Bail Dimension			Hook O
						A	B	C	
1/2	430-.5-2	24	23.9	4.4	7.5	0.63	2.8	5	0.89
	430-.5-3	36	30	6.4	9.6				
	430-.5-4	48	36	8.7	11.9				
	430-.5-6	72	48	13	16.3				
	430-.5-8	96	61.5	28.7	32.3				
	430-.5-10	120	74.5	45.4	49.1				
	430-.5-12	144	86.5	55.4	59.2				
	430-.5-14	168	98.5	92.1	96.2				
	430-.5-16	192	110.5	106.1	110.4				
2	430-2-2	24	26.2	9.7	20.6	0.63	2.8	5	0.91
	430-2-3	36	32.2	11.7	22.7				
	430-2-4	48	39.7	20	31.2				
	430-2-6	72	52.7	35	46.5				
	430-2-8	96	64.7	60.9	72.8				
3	430-3-2	24	27	9.7	22.8	0.63	2.8	5	1
	430-3-3	36	33	11.7	25.1				
	430-3-4	48	41.4	26.1	39.9				
	430-3-6	72	53.4	48.1	62.5				

\*Free Shipping Available: Standard Ground Shipping is included in all orders for beams up to 96" spread at no extra cost when the destination is within the continental U.S. only. Other methods, lengths, and destinations will incur additional charges. Contact Caldwell for complete details.

[caldwellinc.com](http://caldwellinc.com)



### Caldwell Innovation



Barrier Grab




Rig-Release®



Bail Style Triangle Beam



Shackle Style Triangle Beam



Beam End Fittings and Pipe Coupler System



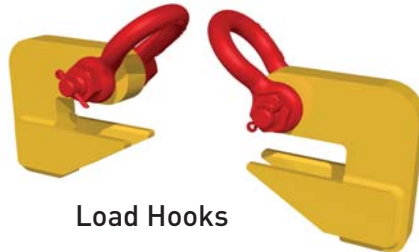
Beam Web Clamp




Reel Lifter



Lifter LockOut™



Load Hooks



C-Hook Pipe Lifter



Adjustable Lifting Grab

5025 26th Avenue  
Rockford, IL 61109

800.628.4263  
815.229.5667

815.229.5686 fax  
caldwellinc.com

The Caldwell Group, Inc.  
Quality. Guaranteed.