

Sheet Lifters

Model 60 – Heavy Duty Sheet Lifters



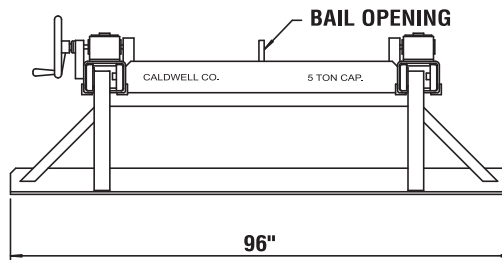
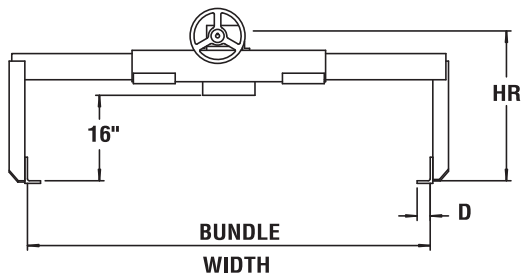
PRODUCT FEATURES:

- Versatile handling of bundles, sheets, plates and other materials stacked horizontally.
- Low headroom design for optimum lifting capabilities.
- One person operation minimizes handling cost.
- Self-locking worm gear drive for leg adjustment is standard.
- Easy adjustment for different sheet widths.
- Rack and pinion leg drive.
- Designed for ease of maintenance.
- Designed for greater sheet width range.
- Complies with ASME standards.

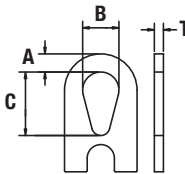
QUICKSHIP PROGRAM

PRODUCT OPTIONS:

- Hand wheel lockout.
- Motorized leg adjustment, includes pendant controls.
- Battery powered motorization.
- Chain-wheel leg adjustment.
- Extended length hand wheel leg adjustment.
- End chains with plate hooks (recommended for all widths 72" and greater).
- Extended grab shoe lengths available.
- Additional bundle clearance available (longer legs).



Bail Opening



WARNING
Do not lift loosely banded, thin or oily sheets.

SPECIFICATIONS

Model Number	Capacity (tons)	Dimensions (inches)									Weight (lbs.)
		Bundle Width		HR Headroom	Shoe D	Min. Aisle	Bail Opening				
		Min.	Max.				A	B	C	T	
60-3-48	3	16	48	28	2.63	9	1.5	3	5	.75	920
60-3-60		16	60								
60-3-72		16	72								
60-5-48	5	16	48	29	2.63	9	2	4	6	1	1125
60-5-60		16	60								
60-5-72		16	72								
60-5-84		16	84								
60-5-96		16	96								
60-10-48	10	16	48	30	3.5	11	2	4	7	1.5	1510
60-10-60		16	60								
60-10-72		16	72								
60-10-84		16	84								
60-10-96		16	96								
60-15-48	15	16	48	32	3.5	12	2.5	5	9	1.5	1570
60-15-60		16	60								
60-15-72		16	72								
60-15-84		38	84								
60-15-96		38	96								

Other sizes available, consult factory.